

PLANTA BAIXA – AULA 04

Projeções Ortogonais

1

PLANTA BAIXA – AULA 04

Projeções Ortogonais

1

PLANTA BAIXA – AULA 04

Projeções Ortogonais

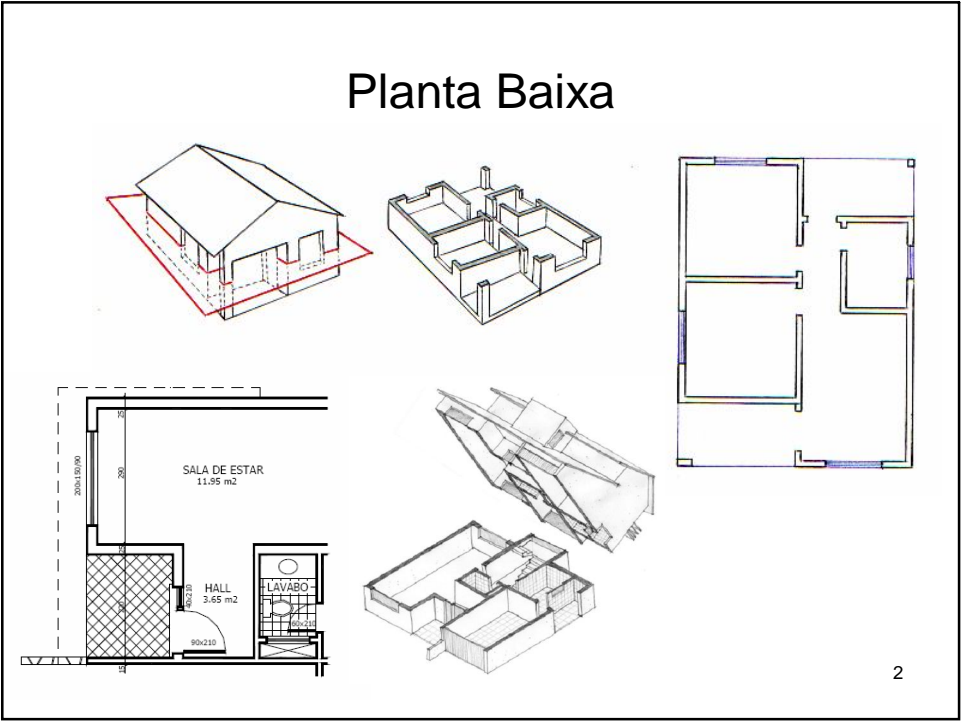
1

Planta Baixa

The image displays three architectural drawings of a house:

- Perspective View (Top Left):** A 3D rendering of a small, single-story house with a gabled roof and a small porch. The house is outlined in red.
- Section View (Top Right):** A cross-section of the house showing the internal structure, including the roof, walls, and floor.
- Floor Plan (Bottom Left):** A detailed 2D drawing of the house's layout. It includes a living room labeled "SALA DE ESTAR" with an area of 11.95 m², a hall labeled "HALL" with an area of 3.65 m², and a bathroom labeled "LAVABO". The plan also shows a staircase and a small kitchen area. Dimensions are provided for the overall footprint (20m x 15m/9m) and room sizes.
- Section View (Bottom Right):** A cross-section of the house showing the internal structure, including the roof, walls, and floor.

2



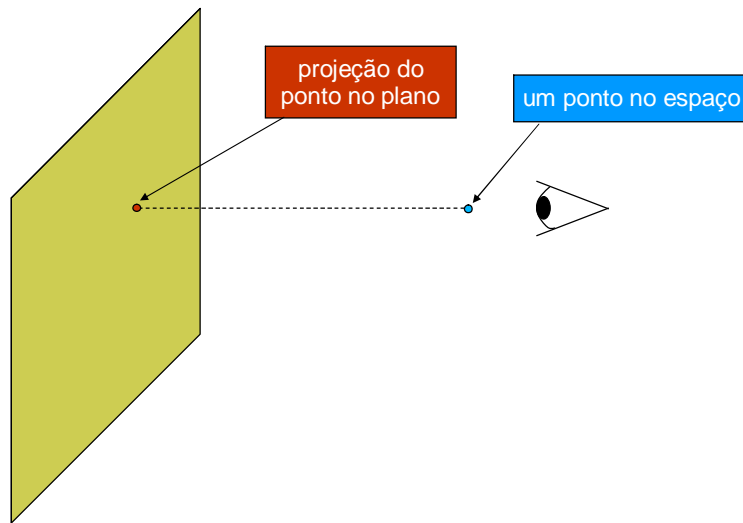
Planta Baixa

The image displays three architectural drawings of a house:

- Perspective View (Top Left):** A 3D rendering of a small, single-story house with a gabled roof and a small porch. The house is outlined in red.
- Section View (Top Right):** A cross-section of the house showing the internal structure, including the roof, walls, and floor.
- Floor Plan (Bottom Left):** A detailed 2D drawing of the house's layout. It includes a living room labeled "SALA DE ESTAR" with an area of 11.95 m², a hall labeled "HALL" with an area of 3.65 m², and a bathroom labeled "LAVABO". The plan also shows a staircase and a small kitchen area. Dimensions are provided for the overall footprint (20m x 15m/9m) and room sizes.
- Section View (Bottom Right):** A cross-section of the house showing the internal structure, including the roof, walls, and floor.

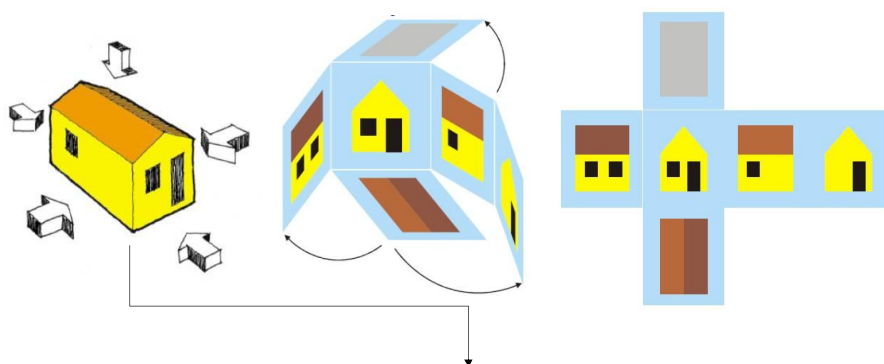
2

Projeções



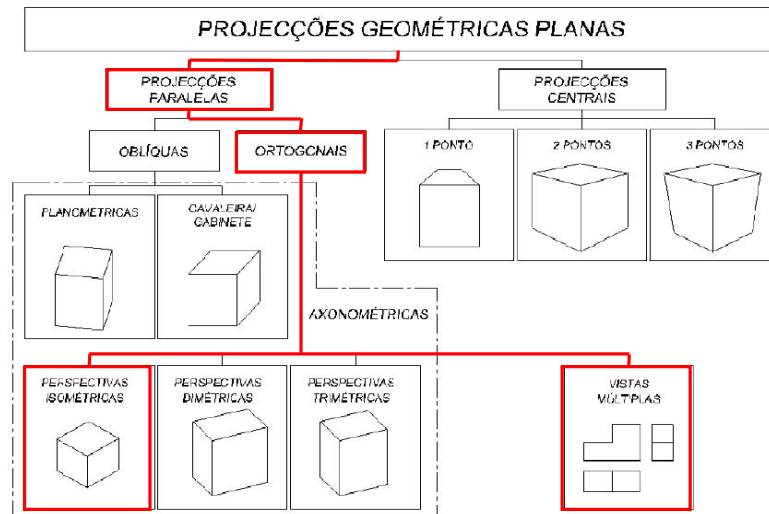
3

Projeções



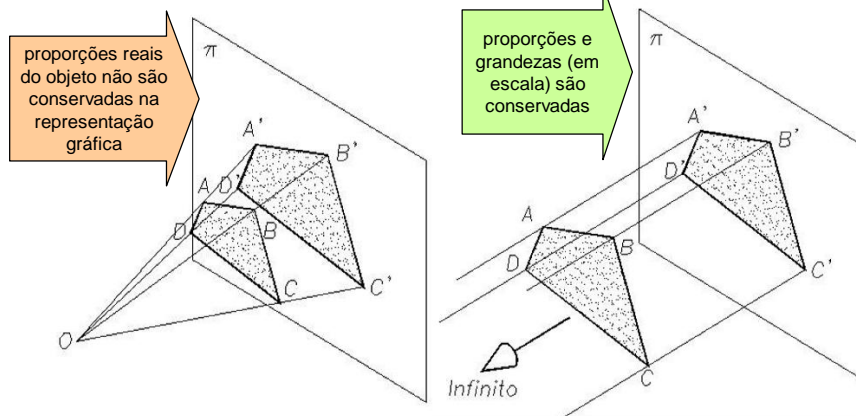
4

Projeções: representação do espaço no plano

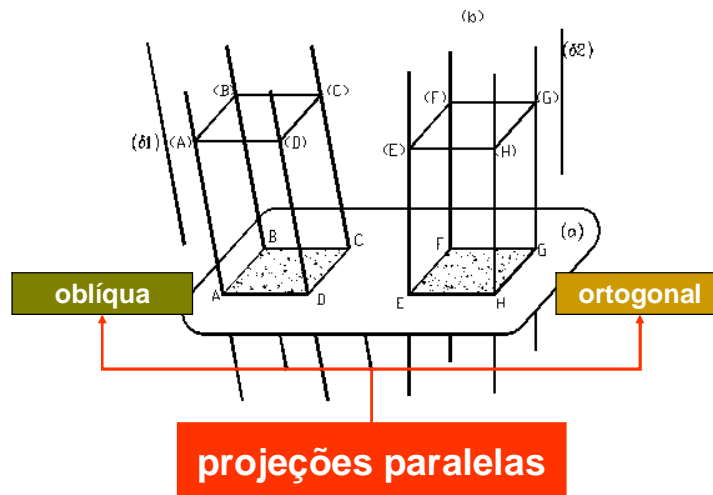


Projeções: representação do espaço no plano

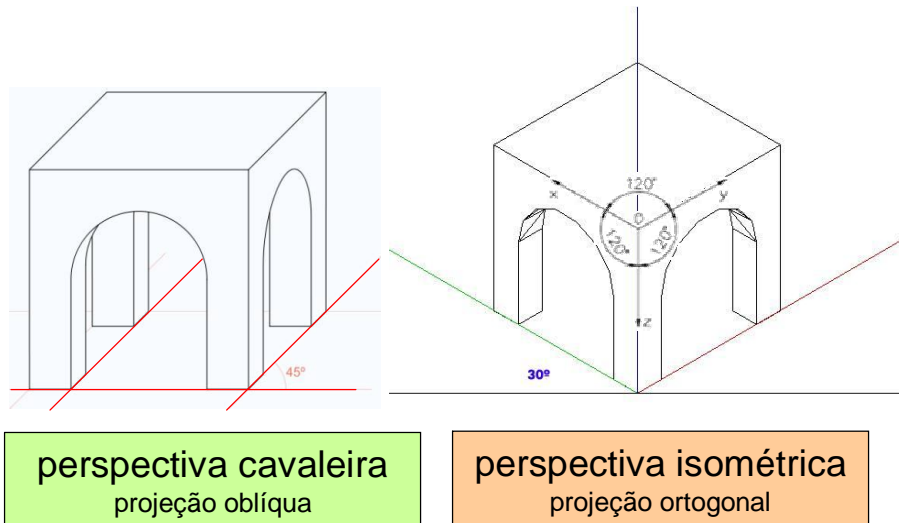
- Projecção central
- Projecção paralela



Projeções representação do espaço no plano



Perspectivas: Cavaleira x Isométrica



perspectiva cavaleira
projeção oblíqua

perspectiva isométrica
projeção ortogonal

Exercício de desenho com instrumentos

1) copiar o desenho em perspectiva isométrica

